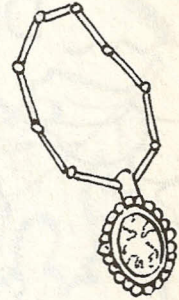

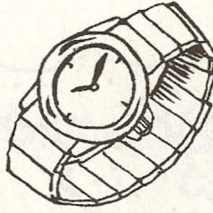


First Americans



Color.



Draw.

A large rectangular area for drawing, enclosed by a decorative border. The border consists of a repeating geometric pattern of small squares and lines, with starburst shapes at the corners.

© Scott Foresman K



Directions: (Top) Color the pictures that show things used by Native Americans long ago. (Bottom) Draw a picture of something that Native Americans made with clay.



Home Activity: Talk about each Native American article with your child. Invite your child to identify the resource used to make each item.


Name _____

Use with TE pp. 264-265

Thanksgiving



Draw.



Directions: Draw a picture to show a Thanksgiving meal. Share your picture with the class.



Home Activity: Ask your child to tell you about the Thanksgiving feast the Pilgrims and Native Americans shared. Help your child compare that meal to your family's Thanksgiving meal.

Changes in Travel






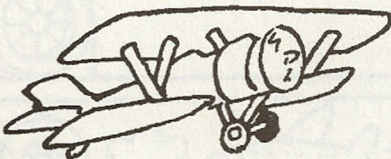




Color.




Cut.

Then

Now



© Scott Foresman K



Directions: Color the ways to travel. Cut out the ways people travel now. Paste them next to the ways people traveled then, or long ago.





Home Activity: Talk about the ways your child has traveled. Share how travel has changed since you were a child.

Name _____

Use with TE p. 281

How has our country changed?

 Draw.



© Scott Foresman K



Directions: Draw a picture to show something about our country long ago, or Then. Draw a picture to show something about our country Now.



Home Activity: Invite your child to talk about his or her drawings. Ask your child to tell you about other ways in which the United States has changed.